



P C KINYANJUI TECHNICAL TRAINING INSTITUTE
 "MOTTO: EXCELLENCE IN TECHNOLOGY"

P O BOX 21280-00505, NAIROBI

TEL: 0721480199, 0773829417

Website: www.kinyanjuitechnical.ac.ke

Email: kinyanjuitechnical2008@gmail.com/info@kinyanjuitechnical.ac.ke

ISO 9001:2015 CERTIFIED



CBET COURSES AND NEW TRAINEES INTAKE PROGRAM FEE STRUCTURE														REGULAR
#	DEPT	PROGRAM. TITLE	LEVEL	STAGE	TERM	JOINING FEE	TUITION	DEVELOPMENT & STUDENT WELFARE	INSURANCE	EXAM KNEC	CBET PRACTICAL	PRACTICAL MATERIALS	INDUSTRIAL ATTACHMENT	TOTAL
1	68	AGRICULTURAL EXTENSION LEVEL 5	LEVEL 5	Year 1	I	9,400	22,393					3,000		34,793
2	68	AGRICULTURAL EXTENSION LEVEL 5	LEVEL 5	Year 1	II		22,394					3,000		25,394
3	68	AGRICULTURAL EXTENSION LEVEL 5	LEVEL 5	Year 1	III		22,402					3,000	2,500	27,902
4	68	AGRICULTURAL EXTENSION LEVEL 5	LEVEL 5	Year 2	II		33,592		500			3,000		37,092
5	68	AGRICULTURAL EXTENSION LEVEL 5	LEVEL 5	Year 2	III		33,597					3,000		36,597
6	68	AGRICULTURAL EXTENSION LEVEL 6	LEVEL 6	Year 1	I	9,400	22,393					2,000		33,793
7	68	AGRICULTURAL EXTENSION LEVEL 6	LEVEL 6	Year 1	II		22,394					2,000		24,394
8	68	AGRICULTURAL EXTENSION LEVEL 6	LEVEL 6	Year 1	III		22,402					2,000	2,500	26,902
9	68	AGRICULTURAL EXTENSION LEVEL 6	LEVEL 6	Year 2	II		33,592		500			2,000		36,092
10	68	AGRICULTURAL EXTENSION LEVEL 6	LEVEL 6	Year 2	III		33,597					2,000	2,500	38,097
11	68	AGRICULTURAL EXTENSION LEVEL 6	LEVEL 6	Year 3	II		33,592		500			2,000		36,092
12	68	AGRICULTURAL EXTENSION LEVEL 6	LEVEL 6	Year 3	III		33,597					2,000		35,597
13	68	ANALYTICAL CHEMISTRY LEVEL 6	LEVEL 6	Year 1	I	9,400	22,393					2,000		33,793
14	68	ANALYTICAL CHEMISTRY LEVEL 6	LEVEL 6	Year 1	II		22,394					2,000		24,394
15	68	ANALYTICAL CHEMISTRY LEVEL 6	LEVEL 6	Year 1	III		22,402					2,000	2,500	26,902
16	68	ANALYTICAL CHEMISTRY LEVEL 6	LEVEL 6	Year 2	II		33,592		500			2,000		36,092
17	68	ANALYTICAL CHEMISTRY LEVEL 6	LEVEL 6	Year 2	III		33,597					2,000	2,500	38,097
18	68	ANALYTICAL CHEMISTRY LEVEL 6	LEVEL 6	Year 3	II		33,592		500			2,000		36,092
19	68	ANALYTICAL CHEMISTRY LEVEL 6	LEVEL 6	Year 3	III		33,597					2,000		35,597
20	68	APPLIED BIOLOGY LEVEL 6	LEVEL 6	Year 1	I	9,400	22,393					2,000		33,793
21	68	APPLIED BIOLOGY LEVEL 6	LEVEL 6	Year 1	II		22,394					2,000		24,394
22	68	APPLIED BIOLOGY LEVEL 6	LEVEL 6	Year 1	III		22,402					2,000	2,500	26,902
23	68	APPLIED BIOLOGY LEVEL 6	LEVEL 6	Year 2	II		33,592		500			2,000		36,092
24	68	APPLIED BIOLOGY LEVEL 6	LEVEL 6	Year 2	III		33,597					2,000	2,500	38,097
25	68	APPLIED BIOLOGY LEVEL 6	LEVEL 6	Year 3	II		33,592		500			2,000		36,092
26	68	APPLIED BIOLOGY LEVEL 6	LEVEL 6	Year 3	III		33,597					2,000		35,597
27	76	AUTOMOTIVE TECHNOLOGY /L4	LEVEL 4	Year 1	I	9,400	22,393					3,000	2,500	37,293
28	76	AUTOMOTIVE TECHNOLOGY /L4	LEVEL 4	Year 1	II		22,394					3,000	2,500	27,894
29	76	AUTOMOTIVE TECHNOLOGY /L4	LEVEL 4	Year 1	III		22,402					3,000	2,500	27,902
30	76	AUTOMOTIVE TECHNOLOGY LEVEL 5	LEVEL 5	Year 1	I	9,400	22,393					3,000		34,793
31	76	AUTOMOTIVE TECHNOLOGY LEVEL 5	LEVEL 5	Year 1	II		22,394					3,000		25,394
32	76	AUTOMOTIVE TECHNOLOGY LEVEL 5	LEVEL 5	Year 1	III		22,402					3,000	2,500	27,902

33	76	AUTOMOTIVE TECHNOLOGY LEVEL 5	LEVEL 5	Year 2	II		33,592		500		3,000		37,092
34	76	AUTOMOTIVE TECHNOLOGY LEVEL 5	LEVEL 5	Year 2	III		33,597				3,000		36,597
35	76	AUTOMOTIVE TECHNOLOGY LEVEL 6	LEVEL 6	Year 1	I	9,400	22,393				2,000		33,793
36	76	AUTOMOTIVE TECHNOLOGY LEVEL 6	LEVEL 6	Year 1	II		22,394				2,000		24,394
37	76	AUTOMOTIVE TECHNOLOGY LEVEL 6	LEVEL 6	Year 1	III		22,402				2,000	2,500	26,902
38	76	AUTOMOTIVE TECHNOLOGY LEVEL 6	LEVEL 6	Year 2	II		33,592		500		2,000		36,092
39	76	AUTOMOTIVE TECHNOLOGY LEVEL 6	LEVEL 6	Year 2	III		33,597				2,000	2,500	38,097
40	76	AUTOMOTIVE TECHNOLOGY LEVEL 6	LEVEL 6	Year 3	II		33,592		500		2,000		36,092
41	76	AUTOMOTIVE TECHNOLOGY LEVEL 6	LEVEL 6	Year 3	III		33,597				2,000		35,597
42	73	BAKING TECHNOLOGY /L4	LEVEL 4	Year 1	I	9,400	22,393				4,000	2,500	38,293
43	73	BAKING TECHNOLOGY /L4	LEVEL 4	Year 1	II		22,394			5,000	4,000	2,500	33,894
44	73	BAKING TECHNOLOGY /L4	LEVEL 4	Year 1	III		22,402				4,000	2,500	28,902
45	73	BAKING TECHNOLOGY /L5	LEVEL 5	Year 1	I	9,400	22,393				4,000		35,793
46	73	BAKING TECHNOLOGY /L5	LEVEL 5	Year 1	II		22,394			7,000	4,000		33,394
47	73	BAKING TECHNOLOGY /L5	LEVEL 5	Year 1	III		22,402				4,000	2,500	28,902
48	73	BAKING TECHNOLOGY /L5	LEVEL 5	Year 2	II		33,592		500	7,000	4,000		45,092
49	73	BAKING TECHNOLOGY /L5	LEVEL 5	Year 2	III		33,597				4,000		37,597
50	73	BAKING TECHNOLOGY /L6	LEVEL 6	Year 1	I	9,400	22,393				4,000		35,793
51	73	BAKING TECHNOLOGY /L6	LEVEL 6	Year 1	II		22,394			8,000	4,000		34,394
52	73	BAKING TECHNOLOGY /L6	LEVEL 6	Year 1	III		22,402				4,000	2,500	28,902
53	73	BAKING TECHNOLOGY /L6	LEVEL 6	Year 2	II		33,592		500	8,000	4,000		46,092
54	73	BAKING TECHNOLOGY /L6	LEVEL 6	Year 2	III		33,597				4,000	2,500	40,097
55	73	BAKING TECHNOLOGY /L6	LEVEL 6	Year 3	II		33,592		500	8,000	4,000		46,092
56	73	BAKING TECHNOLOGY /L6	LEVEL 6	Year 3	III		33,597				4,000		37,597
57	73	BEAUTY THERAPY/ L4	LEVEL 4	Year 1	I	9,400	22,393				4,000	2,500	38,293
58	73	BEAUTY THERAPY/ L4	LEVEL 4	Year 1	II		22,394			3,000	4,000	2,500	31,894
59	73	BEAUTY THERAPY/ L4	LEVEL 4	Year 1	III		22,402				4,000	2,500	28,902
60	73	BEAUTY THERAPY/ L5	LEVEL 5	Year 1	I	9,400	22,393				4,000		35,793
61	73	BEAUTY THERAPY/ L5	LEVEL 5	Year 1	II		22,394			4,000	4,000		30,394
62	73	BEAUTY THERAPY/ L5	LEVEL 5	Year 1	III		22,402				4,000	2,500	28,902
63	73	BEAUTY THERAPY/ L5	LEVEL 5	Year 2	II		33,592		500	4,000	4,000		42,092
64	73	BEAUTY THERAPY/ L5	LEVEL 5	Year 2	III		33,597				4,000		37,597
65	73	BEAUTY THERAPY/ L6	LEVEL 6	Year 1	I	9,400	22,393				4,000		35,793
66	73	BEAUTY THERAPY/ L6	LEVEL 6	Year 1	II		22,394			4,000	4,000		30,394
67	73	BEAUTY THERAPY/ L6	LEVEL 6	Year 1	III		22,402				4,000	2,500	28,902
68	73	BEAUTY THERAPY/ L6	LEVEL 6	Year 2	II		33,592		500	4,000	4,000		42,092
69	73	BEAUTY THERAPY/ L6	LEVEL 6	Year 2	III		33,597				4,000	2,500	40,097
70	73	BEAUTY THERAPY/ L6	LEVEL 6	Year 3	II		33,592		500	4,000	4,000		42,092
71	73	BEAUTY THERAPY/ L6	LEVEL 6	Year 3	III		33,597				4,000		37,597
72	69	BUILDING /L4	LEVEL 4	Year 1	I	9,400	22,393				3,000	2,500	37,293
73	69	BUILDING /L4	LEVEL 4	Year 1	II		22,394				3,000	2,500	27,894

74	69	BUILDING /L4	LEVEL 4	Year 1	III		22,402				3,000	2,500	27,902
75	69	BUILDING TECHNOLOGY LEVEL 5	LEVEL 5	Year 1	I	9,400	22,393				3,000		34,793
76	69	BUILDING TECHNOLOGY LEVEL 5	LEVEL 5	Year 1	II		22,394				3,000		25,394
77	69	BUILDING TECHNOLOGY LEVEL 5	LEVEL 5	Year 1	III		22,402				3,000	2,500	27,902
78	69	BUILDING TECHNOLOGY LEVEL 5	LEVEL 5	Year 2	II		33,592		500		3,000		37,092
79	69	BUILDING TECHNOLOGY LEVEL 5	LEVEL 5	Year 2	III		33,597				3,000		36,597
80	69	BUILDING TECHNOLOGY LEVEL 6	LEVEL 6	Year 1	I	9,400	22,393				2,000		33,793
81	69	BUILDING TECHNOLOGY LEVEL 6	LEVEL 6	Year 1	II		22,394				2,000		24,394
82	69	BUILDING TECHNOLOGY LEVEL 6	LEVEL 6	Year 1	III		22,402				2,000	2,500	26,902
83	69	BUILDING TECHNOLOGY LEVEL 6	LEVEL 6	Year 2	II		33,592		500		2,000		36,092
84	69	BUILDING TECHNOLOGY LEVEL 6	LEVEL 6	Year 2	III		33,597				2,000	2,500	38,097
85	69	BUILDING TECHNOLOGY LEVEL 6	LEVEL 6	Year 3	II		33,592		500		2,000		36,092
86	69	BUILDING TECHNOLOGY LEVEL 6	LEVEL 6	Year 3	III		33,597				2,000		35,597
87	70	BUSINESS MANAGER LEVEL 5	LEVEL 5	Year 1	I	9,400	22,393				3,000		34,793
88	70	BUSINESS MANAGER LEVEL 5	LEVEL 5	Year 1	II		22,394				3,000		25,394
89	70	BUSINESS MANAGER LEVEL 5	LEVEL 5	Year 1	III						3,000		3,000
90	70	BUSINESS MANAGER LEVEL 5	LEVEL 5	Year 2	II		33,592		500		3,000		37,092
91	70	BUSINESS MANAGER LEVEL 5	LEVEL 5	Year 2	III		33,597				3,000		36,597
92	70	BUSINESS MANAGER LEVEL 6	LEVEL 6	Year 1	I	9,400	22,393				2,000		33,793
93	70	BUSINESS MANAGER LEVEL 6	LEVEL 6	Year 1	II		22,394				2,000		24,394
94	70	BUSINESS MANAGER LEVEL 6	LEVEL 6	Year 1	III						2,000		2,000
95	70	BUSINESS MANAGER LEVEL 6	LEVEL 6	Year 2	II		33,592		500		2,000		36,092
96	70	BUSINESS MANAGER LEVEL 6	LEVEL 6	Year 2	III		33,597				2,000	2,500	38,097
97	70	BUSINESS MANAGER LEVEL 6	LEVEL 6	Year 3	II		33,592		500		2,000		36,092
98	70	BUSINESS MANAGER LEVEL 6	LEVEL 6	Year 3	III		33,597				2,000		35,597
99	69	CARPENTRY AND JOINERY /L4	LEVEL 4	Year 1	I	9,400	22,393				3,000	2,500	37,293
100	69	CARPENTRY AND JOINERY /L4	LEVEL 4	Year 1	II		22,394				3,000	2,500	27,894
101	69	CARPENTRY AND JOINERY /L4	LEVEL 4	Year 1	III		22,402				3,000	2,500	27,902
102	70	CHILD PROTECTION LEVEL 5	LEVEL 5	Year 1	I	9,400	22,393				3,000		34,793
103	70	CHILD PROTECTION LEVEL 5	LEVEL 5	Year 1	II <i>Term III</i>		22,394				3,000		25,394
104	70	CHILD PROTECTION LEVEL 5	LEVEL 5	Year 2	II		33,592		500		3,000		37,092
105	70	CHILD PROTECTION LEVEL 5	LEVEL 5	Year 2	III		33,597				3,000		36,597
106	70	CHILD PROTECTION LEVEL 6	LEVEL 6	Year 1	I	9,400	22,393				2,000		33,793
107	70	CHILD PROTECTION LEVEL 6	LEVEL 6	Year 1	II		22,394				2,000		24,394
108	70	CHILD PROTECTION LEVEL 6	LEVEL 6	Year 1	III						2,000		2,000
109	70	CHILD PROTECTION LEVEL 6	LEVEL 6	Year 2	II		33,592		500		2,000		36,092
110	70	CHILD PROTECTION LEVEL 6	LEVEL 6	Year 2	III		33,597				2,000	2,500	38,097
111	70	CHILD PROTECTION LEVEL 6	LEVEL 6	Year 3	II		33,592		500		2,000		36,092
112	70	CHILD PROTECTION LEVEL 6	LEVEL 6	Year 3	III		33,597				2,000		35,597
113	69	CIVIL ENGINEERING LEVEL 6	LEVEL 6	Year 1	I	9,400	22,393				2,000		33,793
114	69	CIVIL ENGINEERING LEVEL 6	LEVEL 6	Year 1	II		22,394				2,000		24,394

115	69	CIVIL ENGINEERING LEVEL 6	LEVEL 6	Year 1	III		22,402				2,000	2,500	26,902
116	69	CIVIL ENGINEERING LEVEL 6	LEVEL 6	Year 2	II		33,592		500		2,000		36,092
117	69	CIVIL ENGINEERING LEVEL 6	LEVEL 6	Year 2	III		33,597				2,000	2,500	38,097
118	69	CIVIL ENGINEERING LEVEL 6	LEVEL 6	Year 3	II		33,592		500		2,000		36,092
119	69	CIVIL ENGINEERING LEVEL 6	LEVEL 6	Year 3	III		33,597				2,000		35,597
120	69	COMPUTER AND MOBILE PHONE REPAIR /L4	LEVEL 4	Year 1	I	9,400	22,393				3,000		34,793
121	69	COMPUTER AND MOBILE PHONE REPAIR /L4	LEVEL 4	Year 1	II		22,394				3,000		25,394
122	69	COMPUTER AND MOBILE PHONE REPAIR /L4	LEVEL 4	Year 1	III		22,402				3,000	2,500	27,902
123	75	COMPUTER PROGRAMMING LEVEL 5	LEVEL 5	Year 1	I	9,400	22,393				3,000		34,793
124	75	COMPUTER PROGRAMMING LEVEL 5	LEVEL 5	Year 1	II		22,394				3,000		25,394
125	75	COMPUTER PROGRAMMING LEVEL 5	LEVEL 5	Year 1	III		22,402				3,000	2,500	27,902
126	75	COMPUTER PROGRAMMING LEVEL 5	LEVEL 5	Year 2	II		33,592		500		3,000		37,092
127	75	COMPUTER PROGRAMMING LEVEL 5	LEVEL 5	Year 2	III		33,597				3,000		36,597
128	75	COMPUTER PROGRAMMING LEVEL 6	LEVEL 6	Year 1	I	9,400	22,393				2,000		33,793
129	75	COMPUTER PROGRAMMING LEVEL 6	LEVEL 6	Year 1	II		22,394				2,000		24,394
130	75	COMPUTER PROGRAMMING LEVEL 6	LEVEL 6	Year 1	III		22,402				2,000	2,500	26,902
131	75	COMPUTER PROGRAMMING LEVEL 6	LEVEL 6	Year 2	II		33,592		500		2,000		36,092
132	75	COMPUTER PROGRAMMING LEVEL 6	LEVEL 6	Year 2	III		33,597				2,000	2,500	38,097
133	75	COMPUTER PROGRAMMING LEVEL 6	LEVEL 6	Year 3	II		33,592		500		2,000		36,092
134	75	COMPUTER PROGRAMMING LEVEL 6	LEVEL 6	Year 3	III		33,597				2,000		35,597
135	75	COMPUTER SCIENCE LEVEL 5	LEVEL 5	Year 1	I	9,400	22,393				3,000		34,793
136	75	COMPUTER SCIENCE LEVEL 5	LEVEL 5	Year 1	II		22,394				3,000		25,394
137	75	COMPUTER SCIENCE LEVEL 5	LEVEL 5	Year 1	III		22,402				3,000	2,500	27,902
138	75	COMPUTER SCIENCE LEVEL 5	LEVEL 5	Year 2	II		33,592		500		3,000		37,092
139	75	COMPUTER SCIENCE LEVEL 5	LEVEL 5	Year 2	III		33,597				3,000		36,597
140	75	COMPUTER SCIENCE LEVEL 6	LEVEL 6	Year 1	I	9,400	22,393				2,000		33,793
141	75	COMPUTER SCIENCE LEVEL 6	LEVEL 6	Year 1	II		22,394				2,000		24,394
142	75	COMPUTER SCIENCE LEVEL 6	LEVEL 6	Year 1	III		22,402				2,000	2,500	26,902
143	75	COMPUTER SCIENCE LEVEL 6	LEVEL 6	Year 2	II		33,592		500		2,000		36,092
144	75	COMPUTER SCIENCE LEVEL 6	LEVEL 6	Year 2	III		33,597				2,000	2,500	38,097
145	75	COMPUTER SCIENCE LEVEL 6	LEVEL 6	Year 3	II		33,592		500		2,000		36,092
146	75	COMPUTER SCIENCE LEVEL 6	LEVEL 6	Year 3	III		33,597				2,000		35,597
147	70	CO-OPERATIVE MANAGEMENT LEVEL 6	LEVEL 6	Year 1	I	9,400	22,393				2,000		33,793
148	70	CO-OPERATIVE MANAGEMENT LEVEL 6	LEVEL 6	Year 1	II		22,394				2,000		24,394
149	70	CO-OPERATIVE MANAGEMENT LEVEL 6	LEVEL 6	Year 1	III						2,000		2,000
150	70	CO-OPERATIVE MANAGEMENT LEVEL 6	LEVEL 6	Year 2	II		33,592		500		2,000		36,092
151	70	CO-OPERATIVE MANAGEMENT LEVEL 6	LEVEL 6	Year 2	III		33,597				2,000	2,500	38,097
152	70	CO-OPERATIVE MANAGEMENT LEVEL 6	LEVEL 6	Year 3	II		33,592		500		2,000		36,092
153	70	CO-OPERATIVE MANAGEMENT LEVEL 6	LEVEL 6	Year 3	III		33,597				2,000		35,597
154	71	ELECTRICAL INSTALLATION LEVEL 4	LEVEL 4	Year 1	I	9,400	22,393				3,000		34,793
155	71	ELECTRICAL INSTALLATION LEVEL 4	LEVEL 4	Year 1	II		22,394				3,000		25,394

156	71	ELECTRICAL INSTALLATION LEVEL 4	LEVEL 4	Year 1	III		22,402				3,000	2,500	27,902
157	71	ELECTRICAL INSTALLATION LEVEL 5	LEVEL 5	Year 1	I	9,400	22,393				3,000		34,793
158	71	ELECTRICAL INSTALLATION LEVEL 5	LEVEL 5	Year 1	II		22,394				3,000		25,394
159	71	ELECTRICAL INSTALLATION LEVEL 5	LEVEL 5	Year 1	III		22,402				3,000	2,500	27,902
160	71	ELECTRICAL INSTALLATION LEVEL 5	LEVEL 5	Year 2	II		33,592		500		3,000		37,092
161	71	ELECTRICAL INSTALLATION LEVEL 5	LEVEL 5	Year 2	III		33,597				3,000		36,597
162	71	ELECTRICAL INSTALLATION LEVEL 6	LEVEL 6	Year 1	I	9,400	22,393				2,000		33,793
163	71	ELECTRICAL INSTALLATION LEVEL 6	LEVEL 6	Year 1	II		22,394				2,000		24,394
164	71	ELECTRICAL INSTALLATION LEVEL 6	LEVEL 6	Year 1	III		22,402				2,000	2,500	26,902
165	71	ELECTRICAL INSTALLATION LEVEL 6	LEVEL 6	Year 2	II		33,592		500		2,000		36,092
166	71	ELECTRICAL INSTALLATION LEVEL 6	LEVEL 6	Year 2	III		33,597				2,000	2,500	38,097
167	71	ELECTRICAL INSTALLATION LEVEL 6	LEVEL 6	Year 3	II		33,592		500		2,000		36,092
168	71	ELECTRICAL INSTALLATION LEVEL 6	LEVEL 6	Year 3	III		33,597				2,000		35,597
169	71	ELECTRICAL OPERATION (POWER OPTION) LEVEL 5	LEVEL 5	Year 1	I	9,400	22,393				3,000		34,793
170	71	ELECTRICAL OPERATION (POWER OPTION) LEVEL 5	LEVEL 5	Year 1	II		22,394				3,000		25,394
171	71	ELECTRICAL OPERATION (POWER OPTION) LEVEL 5	LEVEL 5	Year 1	III		22,402				3,000	2,500	27,902
172	71	ELECTRICAL OPERATION (POWER OPTION) LEVEL 5	LEVEL 5	Year 2	II		33,592		500		3,000		37,092
173	71	ELECTRICAL OPERATION (POWER OPTION) LEVEL 5	LEVEL 5	Year 2	III		33,597				3,000		36,597
174	71	ELECTRICAL OPERATION (POWER OPTION) LEVEL 6	LEVEL 6	Year 1	I	9,400	22,393				2,000		33,793
175	71	ELECTRICAL OPERATION (POWER OPTION) LEVEL 6	LEVEL 6	Year 1	II		22,394				2,000		24,394
176	71	ELECTRICAL OPERATION (POWER OPTION) LEVEL 6	LEVEL 6	Year 1	III		22,402				2,000	2,500	26,902
177	71	ELECTRICAL OPERATION (POWER OPTION) LEVEL 6	LEVEL 6	Year 2	II		33,592		500		2,000		36,092
178	71	ELECTRICAL OPERATION (POWER OPTION) LEVEL 6	LEVEL 6	Year 2	III		33,597				2,000	2,500	38,097
179	71	ELECTRICAL OPERATION (POWER OPTION) LEVEL 6	LEVEL 6	Year 3	II		33,592		500		2,000		36,092
180	71	ELECTRICAL OPERATION (POWER OPTION) LEVEL 6	LEVEL 6	Year 3	III		33,597				2,000		35,597
181	71	ELETRICAL TELECOMMUNICATION ENGINEERING LEVEL 5	LEVEL 5	Year 1	I	9,400	22,393				3,000		34,793
182	71	ELETRICAL TELECOMMUNICATION ENGINEERING LEVEL 5	LEVEL 5	Year 1	II		22,394				3,000		25,394
183	71	ELETRICAL TELECOMMUNICATION ENGINEERING LEVEL 5	LEVEL 5	Year 1	III		22,402				3,000	2,500	27,902
184	71	ELETRICAL TELECOMMUNICATION ENGINEERING LEVEL 5	LEVEL 5	Year 2	II		33,592		500		3,000		37,092
185	71	ELETRICAL TELECOMMUNICATION ENGINEERING LEVEL 5	LEVEL 5	Year 2	III		33,597				3,000		36,597
186	71	ELETRICAL TELECOMMUNICATION ENGINEERING LEVEL 6	LEVEL 6	Year 1	I	9,400	22,393				2,000		33,793
187	71	ELETRICAL TELECOMMUNICATION ENGINEERING LEVEL 6	LEVEL 6	Year 1	II		22,394				2,000		24,394
188	71	ELETRICAL TELECOMMUNICATION ENGINEERING LEVEL 6	LEVEL 6	Year 1	III		22,402				2,000	2,500	26,902
189	71	ELETRICAL TELECOMMUNICATION ENGINEERING LEVEL 6	LEVEL 6	Year 2	II		33,592		500		2,000		36,092
190	71	ELETRICAL TELECOMMUNICATION ENGINEERING LEVEL 6	LEVEL 6	Year 2	III		33,597				2,000	2,500	38,097
191	71	ELETRICAL TELECOMMUNICATION ENGINEERING LEVEL 6	LEVEL 6	Year 3	II		33,592		500		2,000		36,092
192	71	ELETRICAL TELECOMMUNICATION ENGINEERING LEVEL 6	LEVEL 6	Year 3	III		33,597				2,000		35,597
193	73	FOOD PRODUCTION L4	LEVEL 4	Year 1	I	9,400	22,393				4,000	2,500	38,293
194	73	FOOD PRODUCTION L4	LEVEL 4	Year 1	II		22,394			5,000	4,000	2,500	33,894
195	73	FOOD PRODUCTION L4	LEVEL 4	Year 1	III		22,402				4,000	2,500	28,902
196	73	FOOD PRODUCTION L5	LEVEL 5	Year 1	I	9,400	22,393				4,000		35,793

197	73	FOOD PRODUCTION L5	LEVEL 5	Year 1	II		22,394				7,000	4,000		33,394
198	73	FOOD PRODUCTION L5	LEVEL 5	Year 1	III		22,402					4,000	2,500	28,902
199	73	FOOD PRODUCTION L5	LEVEL 5	Year 2	II		33,592		500		7,000	4,000		45,092
200	73	FOOD PRODUCTION L5	LEVEL 5	Year 2	III		33,597					4,000		37,597
201	73	FOOD PRODUCTION L6	LEVEL 6	Year 1	I	9,400	22,393					4,000		35,793
202	73	FOOD PRODUCTION L6	LEVEL 6	Year 1	II		22,394				8,000	4,000		34,394
203	73	FOOD PRODUCTION L6	LEVEL 6	Year 1	III		22,402					4,000	2,500	28,902
204	73	FOOD PRODUCTION L6	LEVEL 6	Year 2	II		33,592		500		8,000	4,000		46,092
205	73	FOOD PRODUCTION L6	LEVEL 6	Year 2	III		33,597					4,000	2,500	40,097
206	73	FOOD PRODUCTION L6	LEVEL 6	Year 3	II		33,592		500		8,000	4,000		46,092
207	73	FOOD PRODUCTION L6	LEVEL 6	Year 3	III		33,597					4,000		37,597
208	73	FOOD SERVICE L4	LEVEL 4	Year 1	I	9,400	22,393					2,500	2,500	36,793
209	73	FOOD SERVICE L4	LEVEL 4	Year 1	II		22,394				3,000	2,500	2,500	30,394
210	73	FOOD SERVICE L4	LEVEL 4	Year 1	III		22,402					2,500	2,500	27,402
211	73	FOOD SERVICE L5	LEVEL 5	Year 1	I	9,400	22,393					3,000		34,793
212	73	FOOD SERVICE L5	LEVEL 5	Year 1	II		22,394				4,000	3,000		29,394
213	73	FOOD SERVICE L5	LEVEL 5	Year 1	III		22,402					3,000	2,500	27,902
214	73	FOOD SERVICE L5	LEVEL 5	Year 2	II		33,592		500		4,000	3,000		41,092
215	73	FOOD SERVICE L5	LEVEL 5	Year 2	III		33,597					3,000		36,597
216	73	FOOD SERVICE L6	LEVEL 6	Year 1	I	9,400	22,393					3,000		34,793
217	73	FOOD SERVICE L6	LEVEL 6	Year 1	II		22,394				5,000	3,000		30,394
218	73	FOOD SERVICE L6	LEVEL 6	Year 1	III		22,402					3,000	2,500	27,902
219	73	FOOD SERVICE L6	LEVEL 6	Year 2	II		33,592		500		5,000	3,000		42,092
220	73	FOOD SERVICE L6	LEVEL 6	Year 2	III		33,597					3,000	2,500	39,097
221	73	FOOD SERVICE L6	LEVEL 6	Year 3	II		33,592		500		5,000	3,000		42,092
222	73	FOOD SERVICE L6	LEVEL 6	Year 3	III		33,597					3,000		36,597
223	68	FOOD TECHNOLOGY LEVEL 5	LEVEL 5	Year 1	I	9,400	22,393					3,000		34,793
224	68	FOOD TECHNOLOGY LEVEL 5	LEVEL 5	Year 1	II		22,394					3,000		25,394
225	68	FOOD TECHNOLOGY LEVEL 5	LEVEL 5	Year 1	III		22,402					3,000	2,500	27,902
226	68	FOOD TECHNOLOGY LEVEL 5	LEVEL 5	Year 2	II		33,592		500			3,000		37,092
227	68	FOOD TECHNOLOGY LEVEL 5	LEVEL 5	Year 2	III		33,597					3,000		36,597
228	68	FOOD TECHNOLOGY LEVEL 6	LEVEL 6	Year 1	I	9,400	22,393					2,000		33,793
229	68	FOOD TECHNOLOGY LEVEL 6	LEVEL 6	Year 1	II		22,394					2,000		24,394
230	68	FOOD TECHNOLOGY LEVEL 6	LEVEL 6	Year 1	III		22,402					2,000	2,500	26,902
231	68	FOOD TECHNOLOGY LEVEL 6	LEVEL 6	Year 2	II		33,592		500			2,000		36,092
232	68	FOOD TECHNOLOGY LEVEL 6	LEVEL 6	Year 2	III		33,597					2,000	2,500	38,097
233	68	FOOD TECHNOLOGY LEVEL 6	LEVEL 6	Year 3	II		33,592		500			2,000		36,092
234	68	FOOD TECHNOLOGY LEVEL 6	LEVEL 6	Year 3	III		33,597					2,000		35,597
235	73	HAIR DRESSING/ L4	LEVEL 4	Year 1	I	9,400	22,393					3,000	2,500	37,293
236	73	HAIR DRESSING/ L4	LEVEL 4	Year 1	II		22,394				3,000	3,000	2,500	30,894
237	73	HAIR DRESSING/ L4	LEVEL 4	Year 1	III		22,402					3,000	2,500	27,902

238	73	HAIR DRESSING/ L5	LEVEL 5	Year 1	I	9,400	22,393				3,000		34,793
239	73	HAIR DRESSING/ L5	LEVEL 5	Year 1	II		22,394			4,000	3,000		29,394
240	73	HAIR DRESSING/ L5	LEVEL 5	Year 1	III		22,402				3,000	2,500	27,902
241	73	HAIR DRESSING/ L5	LEVEL 5	Year 2	II		33,592	500		4,000	3,000		41,092
242	73	HAIR DRESSING/ L5	LEVEL 5	Year 2	III		33,597				3,000		36,597
243	73	HAIR DRESSING/ L6	LEVEL 6	Year 1	I	9,400	22,393				4,000		35,793
244	73	HAIR DRESSING/ L6	LEVEL 6	Year 1	II		22,394			4,000	4,000		30,394
245	73	HAIR DRESSING/ L6	LEVEL 6	Year 1	III		22,402				4,000	2,500	28,902
246	73	HAIR DRESSING/ L6	LEVEL 6	Year 2	II		33,592	500		4,000	4,000		42,092
247	73	HAIR DRESSING/ L6	LEVEL 6	Year 2	III		33,597				4,000	2,500	40,097
248	73	HAIR DRESSING/ L6	LEVEL 6	Year 3	II		33,592	500		4,000	4,000		42,092
249	73	HAIR DRESSING/ L6	LEVEL 6	Year 3	III		33,597				4,000		37,597
250	73	HOUSE KEEPING/ L4	LEVEL 4	Year 1	I	9,400	22,393				3,000	2,500	37,293
251	73	HOUSE KEEPING/ L4	LEVEL 4	Year 1	II		22,394			3,000	3,000	2,500	30,894
252	73	HOUSE KEEPING/ L4	LEVEL 4	Year 1	III		22,402				3,000	2,500	27,902
253	73	HOUSE KEEPING/ L5	LEVEL 5	Year 1	I	9,400	22,393				3,000		34,793
254	73	HOUSE KEEPING/ L5	LEVEL 5	Year 1	II		22,394			4,000	3,000		29,394
255	73	HOUSE KEEPING/ L5	LEVEL 5	Year 1	III		22,402				3,000	2,500	27,902
256	73	HOUSE KEEPING/ L5	LEVEL 5	Year 2	II		33,592	500		4,000	3,000		41,092
257	73	HOUSE KEEPING/ L5	LEVEL 5	Year 2	III		33,597				3,000		36,597
258	73	HOUSE KEEPING/ L6	LEVEL 6	Year 1	I	9,400	22,393				3,000		34,793
259	73	HOUSE KEEPING/ L6	LEVEL 6	Year 1	II		22,394			4,000	3,000		29,394
260	73	HOUSE KEEPING/ L6	LEVEL 6	Year 1	III		22,402				3,000	2,500	27,902
261	73	HOUSE KEEPING/ L6	LEVEL 6	Year 2	II		33,592	500		4,000	3,000		41,092
262	73	HOUSE KEEPING/ L6	LEVEL 6	Year 2	III		33,597				3,000	2,500	39,097
263	73	HOUSE KEEPING/ L6	LEVEL 6	Year 3	II		33,592	500		4,000	3,000		41,092
264	73	HOUSE KEEPING/ L6	LEVEL 6	Year 3	III		33,597				3,000		36,597
265	70	HUMAN RESOURCE MANAGEMENT LEVEL 4	LEVEL 4	Year 1	I	9,400	22,393				3,000		34,793
266	70	HUMAN RESOURCE MANAGEMENT LEVEL 4	LEVEL 4	Year 1	II		22,394				3,000		25,394
267	70	HUMAN RESOURCE MANAGEMENT LEVEL 4	LEVEL 4	Year 1	III						3,000		3,000
268	70	HUMAN RESOURCE MANAGEMENT LEVEL 5	LEVEL 5	Year 1	I	9,400	22,393				3,000		34,793
269	70	HUMAN RESOURCE MANAGEMENT LEVEL 5	LEVEL 5	Year 1	II		22,394				3,000		25,394
270	70	HUMAN RESOURCE MANAGEMENT LEVEL 5	LEVEL 5	Year 1	III						3,000		3,000
271	70	HUMAN RESOURCE MANAGEMENT LEVEL 5	LEVEL 5	Year 2	II		33,592	500			3,000		37,092
272	70	HUMAN RESOURCE MANAGEMENT LEVEL 5	LEVEL 5	Year 2	III		33,597				3,000		36,597
273	70	HUMAN RESOURCE MANAGEMENT LEVEL 6	LEVEL 6	Year 1	I	9,400	22,393				2,000		33,793
274	70	HUMAN RESOURCE MANAGEMENT LEVEL 6	LEVEL 6	Year 1	II		22,394				2,000		24,394
275	70	HUMAN RESOURCE MANAGEMENT LEVEL 6	LEVEL 6	Year 1	III						2,000		2,000
276	70	HUMAN RESOURCE MANAGEMENT LEVEL 6	LEVEL 6	Year 2	II		33,592	500			2,000		36,092
277	70	HUMAN RESOURCE MANAGEMENT LEVEL 6	LEVEL 6	Year 2	III		33,597				2,000	2,500	38,097
278	70	HUMAN RESOURCE MANAGEMENT LEVEL 6	LEVEL 6	Year 3	II		33,592	500			2,000		36,092

279	70	HUMAN RESOURCE MANAGEMENT LEVEL 6	LEVEL 6	Year 3	III		33,597				2,000		35,597
280	75	INFORMATION COMMUNICATION TECHNOLOGY LEVEL 5	LEVEL 5	Year 1	I	9,400	22,393				3,000		34,793
281	75	INFORMATION COMMUNICATION TECHNOLOGY LEVEL 5	LEVEL 5	Year 1	II		22,394				3,000		25,394
282	75	INFORMATION COMMUNICATION TECHNOLOGY LEVEL 5	LEVEL 5	Year 1	III		22,402				3,000	2,500	27,902
283	75	INFORMATION COMMUNICATION TECHNOLOGY LEVEL 5	LEVEL 5	Year 2	II		33,592		500		3,000		37,092
284	75	INFORMATION COMMUNICATION TECHNOLOGY LEVEL 5	LEVEL 5	Year 2	III		33,597				3,000		36,597
285	75	INFORMATION COMMUNICATION TECHNOLOGY LEVEL 6	LEVEL 6	Year 1	I	9,400	22,393				2,000		33,793
286	75	INFORMATION COMMUNICATION TECHNOLOGY LEVEL 6	LEVEL 6	Year 1	II		22,394				2,000		24,394
287	75	INFORMATION COMMUNICATION TECHNOLOGY LEVEL 6	LEVEL 6	Year 1	III		22,402				2,000	2,500	26,902
288	75	INFORMATION COMMUNICATION TECHNOLOGY LEVEL 6	LEVEL 6	Year 2	II		33,592		500		2,000		36,092
289	75	INFORMATION COMMUNICATION TECHNOLOGY LEVEL 6	LEVEL 6	Year 2	III		33,597				2,000	2,500	38,097
290	75	INFORMATION COMMUNICATION TECHNOLOGY LEVEL 6	LEVEL 6	Year 3	II		33,592		500		2,000		36,092
291	75	INFORMATION COMMUNICATION TECHNOLOGY LEVEL 6	LEVEL 6	Year 3	III		33,597				2,000		35,597
292	69	MASONRY /L4	LEVEL 4	Year 1	I	9,400	22,393				3,000	2,500	37,293
293	69	MASONRY /L4	LEVEL 4	Year 1	II		22,394				3,000	2,500	27,894
294	69	MASONRY /L4	LEVEL 4	Year 1	III		22,402				3,000	2,500	27,902
295	76	MECHANICAL PRODUCTION ENGINEERING TECHNICIAN LEVEL 5	LEVEL 5	Year 1	I	9,400	22,393				3,000		34,793
296	76	MECHANICAL PRODUCTION ENGINEERING TECHNICIAN LEVEL 5	LEVEL 5	Year 1	II		22,394				3,000		25,394
297	76	MECHANICAL PRODUCTION ENGINEERING TECHNICIAN LEVEL 5	LEVEL 5	Year 1	III		22,402				3,000	2,500	27,902
298	76	MECHANICAL PRODUCTION ENGINEERING TECHNICIAN LEVEL 5	LEVEL 5	Year 2	II		33,592		500		3,000		37,092
299	76	MECHANICAL PRODUCTION ENGINEERING TECHNICIAN LEVEL 5	LEVEL 5	Year 2	III		33,597				3,000		36,597
300	76	MECHANICAL PRODUCTION ENGINEERING TECHNICIAN LEVEL 6	LEVEL 6	Year 1	I	9,400	22,393				2,000		33,793
301	76	MECHANICAL PRODUCTION ENGINEERING TECHNICIAN LEVEL 6	LEVEL 6	Year 1	II		22,394				2,000		24,394
302	76	MECHANICAL PRODUCTION ENGINEERING TECHNICIAN LEVEL 6	LEVEL 6	Year 1	III		22,402				2,000	2,500	26,902
303	76	MECHANICAL PRODUCTION ENGINEERING TECHNICIAN LEVEL 6	LEVEL 6	Year 2	II		33,592		500		2,000		36,092
304	76	MECHANICAL PRODUCTION ENGINEERING TECHNICIAN LEVEL 6	LEVEL 6	Year 2	III		33,597				2,000	2,500	38,097
305	76	MECHANICAL PRODUCTION ENGINEERING TECHNICIAN LEVEL 6	LEVEL 6	Year 3	II		33,592		500		2,000		36,092
306	76	MECHANICAL PRODUCTION ENGINEERING TECHNICIAN LEVEL 6	LEVEL 6	Year 3	III		33,597				2,000		35,597
307	69	PLUMBING /L4	LEVEL 4	Year 1	I	9,400	22,393				3,000	2,500	37,293
308	69	PLUMBING /L4	LEVEL 4	Year 1	II		22,394				3,000	2,500	27,894
309	69	PLUMBING /L4	LEVEL 4	Year 1	III		22,402				3,000	2,500	27,902
310	69	PLUMBING LEVEL 5	LEVEL 5	Year 1	I	9,400	22,393				3,000		34,793
311	69	PLUMBING LEVEL 5	LEVEL 5	Year 1	II		22,394				3,000		25,394
312	69	PLUMBING LEVEL 5	LEVEL 5	Year 1	III		22,402				3,000	2,500	27,902
313	69	PLUMBING LEVEL 5	LEVEL 5	Year 2	II		33,592		500		3,000		37,092
314	69	PLUMBING LEVEL 5	LEVEL 5	Year 2	III		33,597				3,000		36,597
315	70	SALES AND MARKETING LEVEL 5	LEVEL 5	Year 1	I	9,400	22,393				3,000		34,793
316	70	SALES AND MARKETING LEVEL 5	LEVEL 5	Year 1	III		22,394				3,000		25,394
317	70	SALES AND MARKETING LEVEL 5	LEVEL 5	Year 1	III						2,000		2,000
318	70	SALES AND MARKETING LEVEL 5	LEVEL 5	Year 2	II		33,592		500		3,000		37,092
319	70	SALES AND MARKETING LEVEL 5	LEVEL 5	Year 2	III		33,597				3,000		36,597





320	70	SALES AND MARKETING LEVEL 6	LEVEL 6	Year 1	I	9,400	22,393					2,000		33,793
321	70	SALES AND MARKETING LEVEL 6	LEVEL 6	Year 1	II		22,394					2,000		24,394
322	70	SALES AND MARKETING LEVEL 6	LEVEL 6	Year 1	III							2,000		2,000
323	70	SALES AND MARKETING LEVEL 6	LEVEL 6	Year 2	II		33,592		500			2,000		36,092
324	70	SALES AND MARKETING LEVEL 6	LEVEL 6	Year 2	III		33,597					2,000	2,500	38,097
325	70	SALES AND MARKETING LEVEL 6	LEVEL 6	Year 3	II		33,592		500			2,000		36,092
326	70	SALES AND MARKETING LEVEL 6	LEVEL 6	Year 3	III		33,597					2,000		35,597
327	68	SCIENCE LABORATORY TECHNOLOGY LEVEL 5	LEVEL 5	Year 1	I	9,400	22,393					3,000		34,793
328	68	SCIENCE LABORATORY TECHNOLOGY LEVEL 5	LEVEL 5	Year 1	II		22,394					3,000		25,394
329	68	SCIENCE LABORATORY TECHNOLOGY LEVEL 5	LEVEL 5	Year 1	III		22,402					3,000	2,500	27,902
330	68	SCIENCE LABORATORY TECHNOLOGY LEVEL 5	LEVEL 5	Year 2	II		33,592		500			3,000		37,092
331	68	SCIENCE LABORATORY TECHNOLOGY LEVEL 5	LEVEL 5	Year 2	III		33,597					3,000		36,597
332	70	SOCIAL WORKER LEVEL 5	LEVEL 5	Year 1	I	9,400	22,393					3,000		34,793
333	70	SOCIAL WORKER LEVEL 5	LEVEL 5	Year 1	II		22,394					3,000		25,394
334	70	SOCIAL WORKER LEVEL 5	LEVEL 5	Year 1	III							3,000		3,000
335	45	SOCIAL WORKER LEVEL 5	LEVEL 5	Year 2	III		33,597					3,000		36,597
336	70	SOCIAL WORKER LEVEL 5	LEVEL 5	Year 1	III							3,000		3,000
337	70	SOCIAL WORKER LEVEL 6	LEVEL 6	Year 1	I	9,400	22,393					2,000		33,793
338	70	SOCIAL WORKER LEVEL 6	LEVEL 6	Year 1	II		22,394					2,000		24,394
339	70	SOCIAL WORKER LEVEL 6	LEVEL 6	Year 1	III							2,000		2,000
340	70	SOCIAL WORKER LEVEL 6	LEVEL 6	Year 2	II		33,592		500			2,000		36,092
341	70	SOCIAL WORKER LEVEL 6	LEVEL 6	Year 2	III		33,597					2,000	2,500	38,097
342	70	SOCIAL WORKER LEVEL 6	LEVEL 6	Year 3	II		33,592		500			2,000		36,092
343	70	SOCIAL WORKER LEVEL 6	LEVEL 6	Year 3	III		33,597					2,000		35,597
344	70	SUPPLY CHAIN MANAGEMENT LEVEL 4	LEVEL 4	Year 1	I	9,400	22,393					3,000		34,793
345	70	SUPPLY CHAIN MANAGEMENT LEVEL 4	LEVEL 4	Year 1	II		22,394					3,000		25,394
346	70	SUPPLY CHAIN MANAGEMENT LEVEL 4	LEVEL 4	Year 1	III							3,000		3,000
347	70	SUPPLY CHAIN MANAGEMENT LEVEL 5	LEVEL 5	Year 1	I	9,400	22,393					3,000		34,793
348	70	SUPPLY CHAIN MANAGEMENT LEVEL 5	LEVEL 5	Year 1	II		22,394					3,000		25,394
349	70	SUPPLY CHAIN MANAGEMENT LEVEL 5	LEVEL 5	Year 1	III							2,000		2,000
350	70	SUPPLY CHAIN MANAGEMENT LEVEL 5	LEVEL 5	Year 2	II		33,592		500			3,000		37,092
351	70	SUPPLY CHAIN MANAGEMENT LEVEL 5	LEVEL 5	Year 2	III		33,597					3,000		36,597
352	70	SUPPLY CHAIN MANAGEMENT LEVEL 6	LEVEL 6	Year 1	I	9,400	22,393					2,000		33,793
353	70	SUPPLY CHAIN MANAGEMENT LEVEL 6	LEVEL 6	Year 1	II		22,394					2,000		24,394
354	70	SUPPLY CHAIN MANAGEMENT LEVEL 6	LEVEL 6	Year 1	III							2,000		2,000
355	70	SUPPLY CHAIN MANAGEMENT LEVEL 6	LEVEL 6	Year 2	II		33,592		500			2,000		36,092
356	70	SUPPLY CHAIN MANAGEMENT LEVEL 6	LEVEL 6	Year 2	III		33,597					2,000	2,500	38,097
357	70	SUPPLY CHAIN MANAGEMENT LEVEL 6	LEVEL 6	Year 3	II		33,592		500			2,000		36,092
358	70	SUPPLY CHAIN MANAGEMENT LEVEL 6	LEVEL 6	Year 3	III		33,597					2,000		35,597
359	73	TOUR GUIDING/ L5	LEVEL 5	Year 1	I	9,400	22,393					6,000		37,793
360	73	TOUR GUIDING/ L5	LEVEL 5	Year 1	II		22,394					6,000		28,394

361	73	TOUR GUIDING/ L5	LEVEL 5	Year 1	III							6,000		6,000
362	73	TOUR GUIDING/ L5	LEVEL 5	Year 2	II		33,592		500			6,000		40,092
363	73	TOUR GUIDING/ L5	LEVEL 5	Year 2	III		33,597					6,000		39,597
364	73	TOURISM MANAGEMENT/ L6	LEVEL 6	Year 1	I	9,400	22,393					6,000		37,793
365	73	TOURISM MANAGEMENT/ L6	LEVEL 6	Year 1	II		22,394					6,000		28,394
366	73	TOURISM MANAGEMENT/ L6	LEVEL 6	Year 1	III							6,000		6,000
367	73	TOURISM MANAGEMENT/ L6	LEVEL 6	Year 2	II		33,592		500			6,000		40,092
368	73	TOURISM MANAGEMENT/ L6	LEVEL 6	Year 2	III		33,597					6,000	2,500	42,097
369	73	TOURISM MANAGEMENT/ L6	LEVEL 6	Year 3	II		33,592		500			6,000		40,092
370	73	TOURISM MANAGEMENT/ L6	LEVEL 6	Year 3	III		33,597					6,000		39,597
371	73	Cosmetology (NITA)		Year 1	I	13,200	13,210					3,000		29,410
372	73	Cosmetology (NITA)		Year 1	II		13,210			14,300		3,000	2,500	33,010
373		SHORT COURSES												TOTAL FEE
374		CPA I Section I												12,000
375		CPA I Section II												12,000
376		ATD I												12,000
377		ATD II												11,000
378		ATD III												11,000
379		International Computer Driving License (ICDL)												25,000
380		Motor Vehicle Mechanics Grade Test III,II,I												29500 + NITA EXAM
381		Motor Vehicle Electrician Grade Test III,II,I												29500 + NITA EXAM
382		Electrical Wireman Grade Test III,II,I												29500 + NITA EXAM
383		Solar Photovoltaic Grade III												29500 + NITA EXAM
384		Plumbing Grade III & II												29500 + NITA EXAM
385		Masonry Grade III												29500 + NITA EXAM
386		Welding/Fabrication Grade III,II,I												29500 + NITA EXAM
387		Welding/Fabrication												29500 + NITA EXAM
388		TIG, MIG and Arc Welding												29500 + NITA EXAM
389		Lathe work and milling												12,000
390		Driving												14,000
391		Air Conditioning and Refrigeration (NITA)												29500 + NITA EXAM
392		Cake Baking and Decoration												29500 + NITA EXAM
393		Basic Food Production Practicals (NITA)												29500 + NITA EXAM

394	Basic Housekeeping Practicals (NITA)														29500 + NITA EXAM
395	Hair Dressing (NITA)														29500 + NITA EXAM
396	Beauty (NITA)														29500 + NITA EXAM
397	Barbering (NITA)														29500 + NITA EXAM
398	Nail Technology (NITA)														29500 + NITA EXAM
399	Make Up														29,500

BANK NAME: CO-OPRATIVE BANK
Account name: PC KINYANJUI TECHNICAL TRAINING INSTITUTE
Account no: 01120081068500
Branch name: Kawangware branch

BANK NAME: EQUITY BANK
Account name: PC KINYANJUI TECHNICAL TRAINING INSTITUTE
Account no: 0630272454874
Branch name: Kawangware branch

Prepared By: MARTIN GITAU SIGN..........(Accountant)
Checked By: ALICE MACHARIA SIGN..........(Senior finance Officer)
Confirmed By: SOLOMON MUTINDA SIGN..........(Registrar)
Approved By: NANCY NJUI SIGN..........(Principal)

FINANCE OFFICER
PARAMOUNT CHIEF KINYANJUI
TECHNICAL TRAINING INSTITUTE
P. O. BOX 21280, NAIROBI